






1 3/4" x 3 1/2"



1A 3/4" x 4 1/4"



1B 3/4" x 5 1/4"



1C 3/4" x 5 1/4"



1D 3/4" x 6 1/4" also available in 3/4" x 7 1/4"



1E 3/4" x 4 1/4"

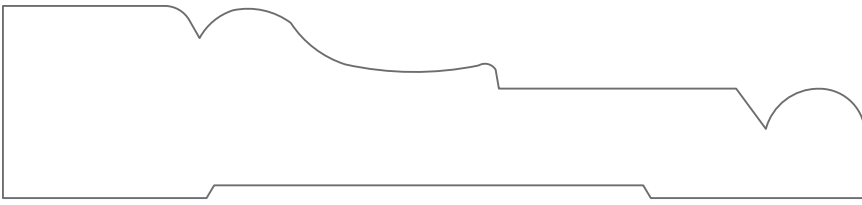


1F 3/4" x 6 1/4"

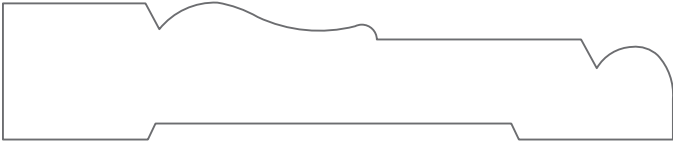


1G 3/4" x 7 1/4" also available in 3/4" x 5 1/4"

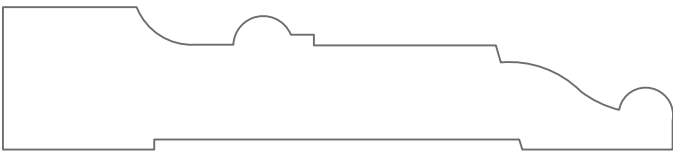




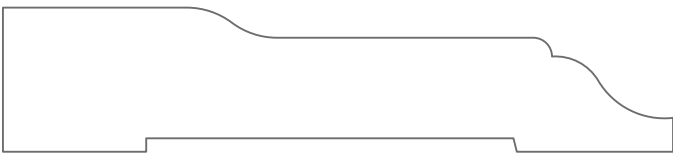
2 1" x 4½"



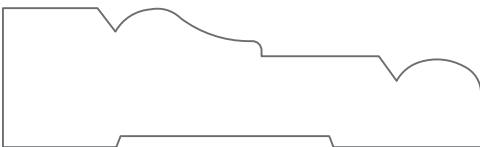
2A ¾" x 3½"





2B ¾" x 3½"



2C ¾" x 3½"

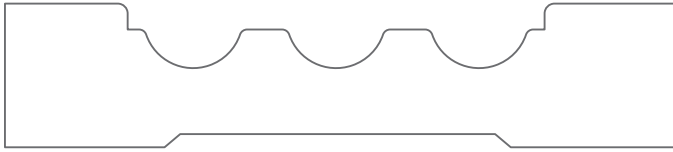


2D ¾" x 2½"

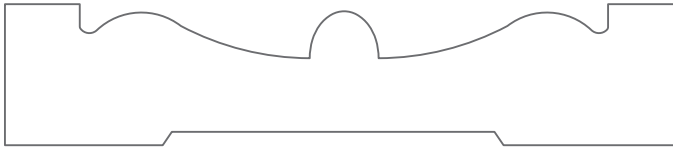


STEP ¾" x 2¾"

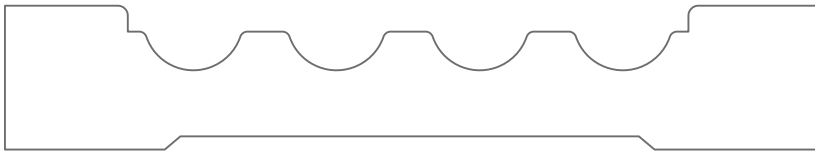




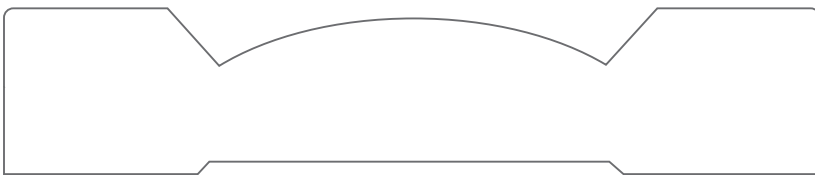
2E 3/4" x 3 1/2"



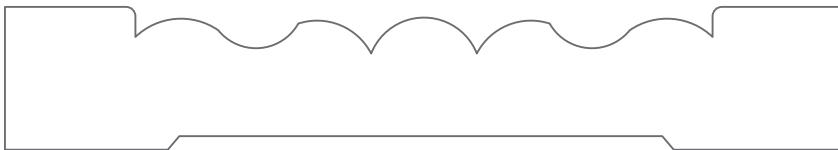
2F 3/4" x 3 1/2"



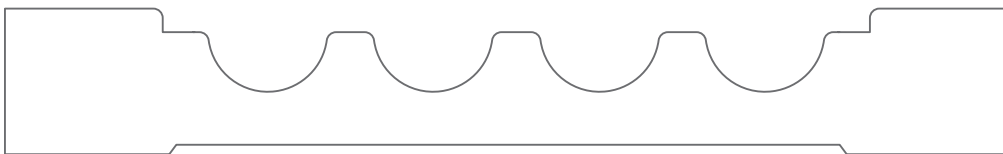
2H 3/4" x 4 1/4"



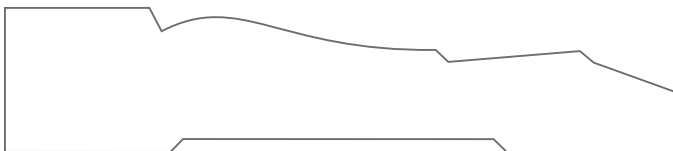
2HA 3/4" x 4 1/4"



2I 3/4" x 4 3/8"




2J 3/4" x 5 1/4"

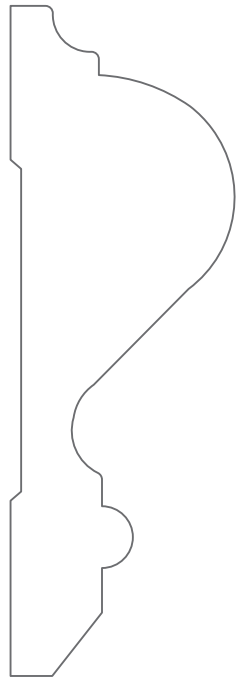


W 366 3/4" x 3 1/2"

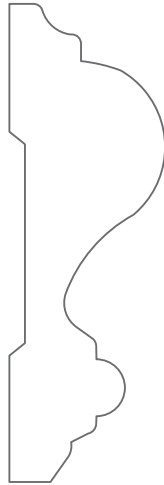




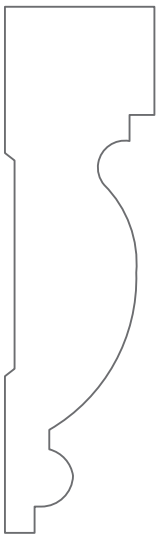

2K 1¼" x 4⅛"



2L 1¼" x 3½"



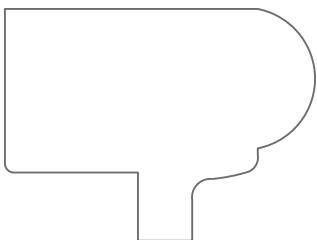

2Q ¾" x 2½"



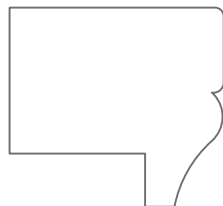
2M ¾" x 2¾"



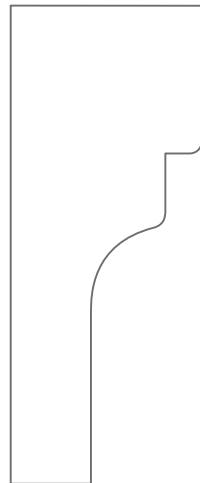
2N ¾" x 2¾"



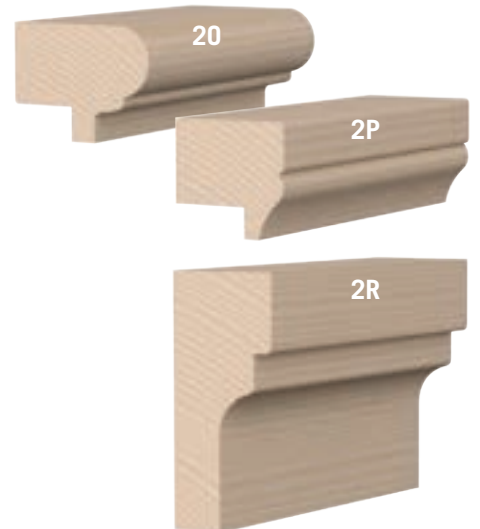
2O 1¼" x 1⅝"





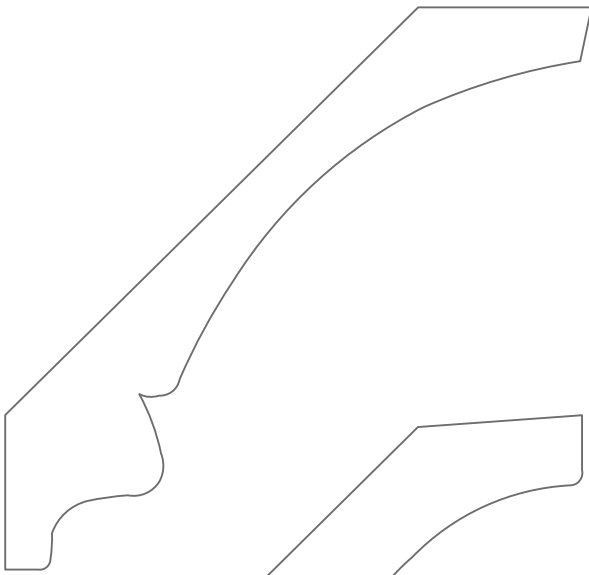
2P 1⅛" x 1¼"



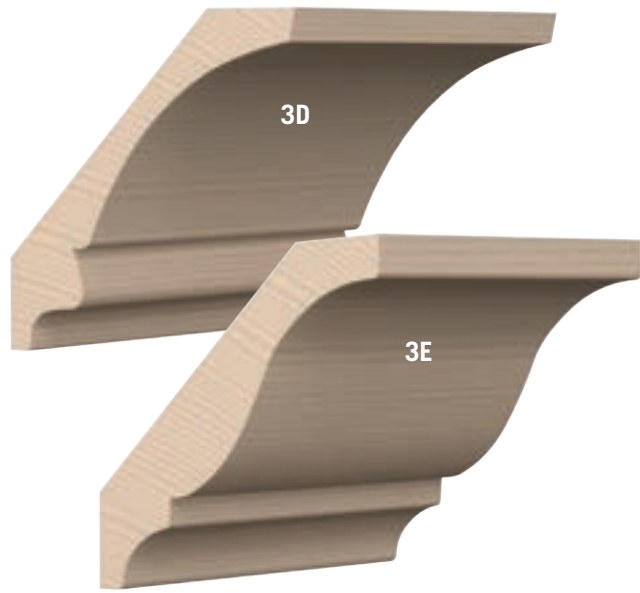
2R 1" x 2½"





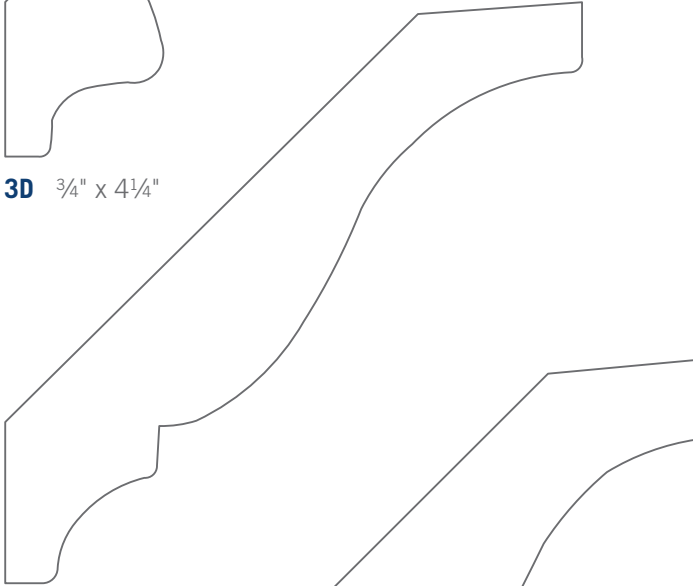


3D 3/4" x 4 1/4"

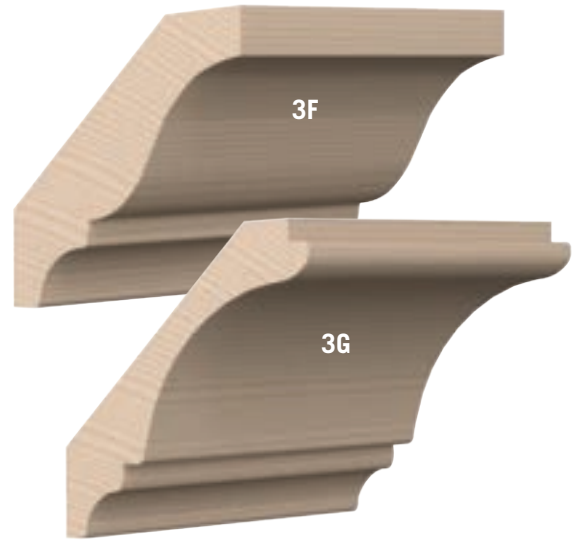


3D

3E

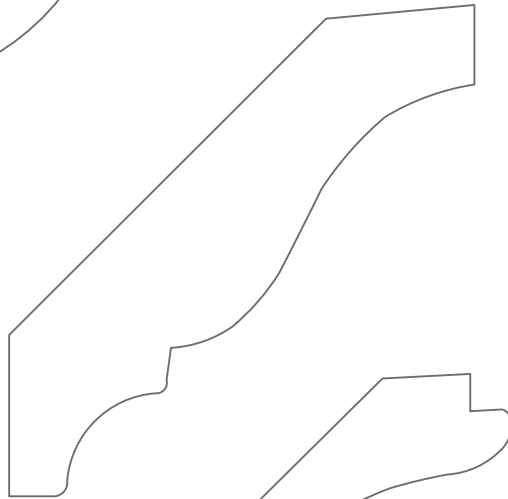


3E 3/4" x 4 1/4"




3F


3G



3F 3/4" x 3 1/2"

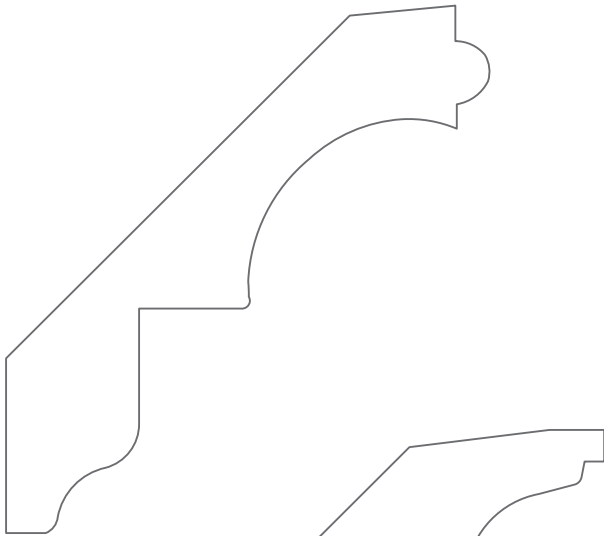


3G 3/4" x 3 1/2"

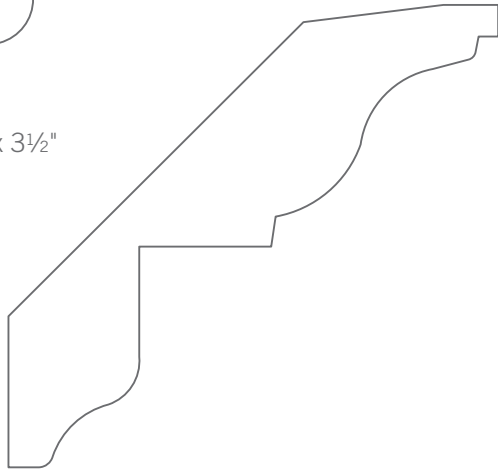



3G NS

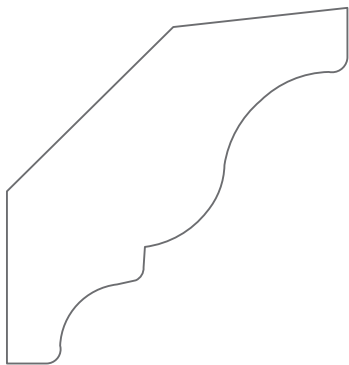

3G NS 3/4" x 3 1/2"



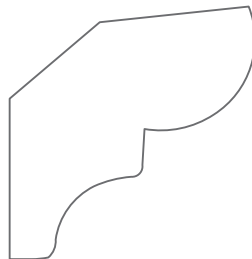

3H 3/4" x 3 1/2"



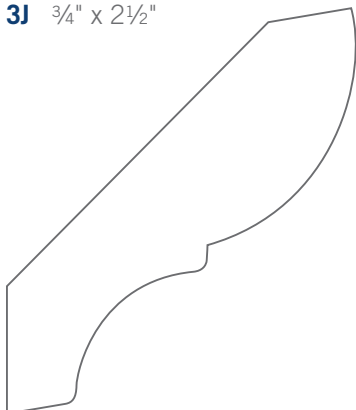

3I 3/4" x 3 1/2"



3J 3/4" x 2 1/2"




3K 3/4" x 1 3/4"


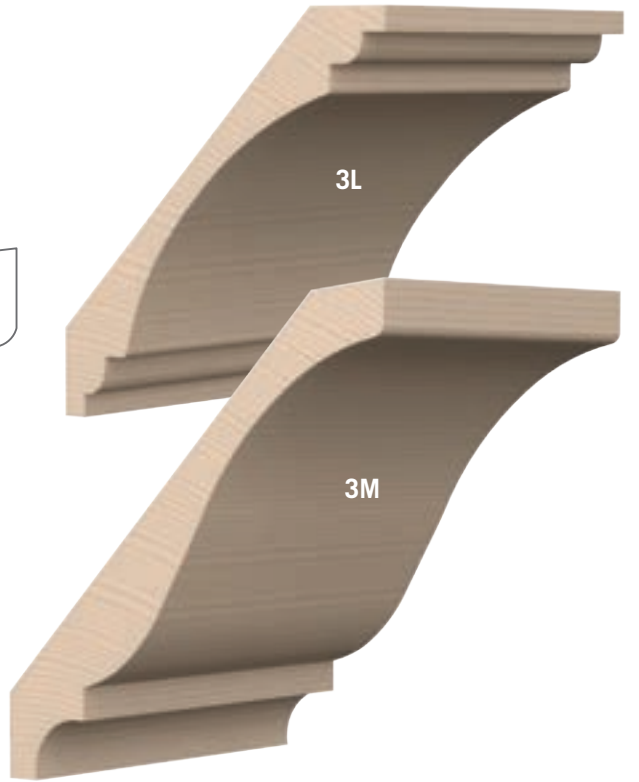


3K 275 3/4" x 2 3/4"

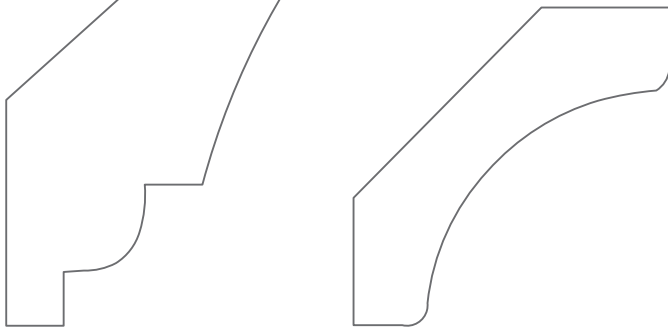
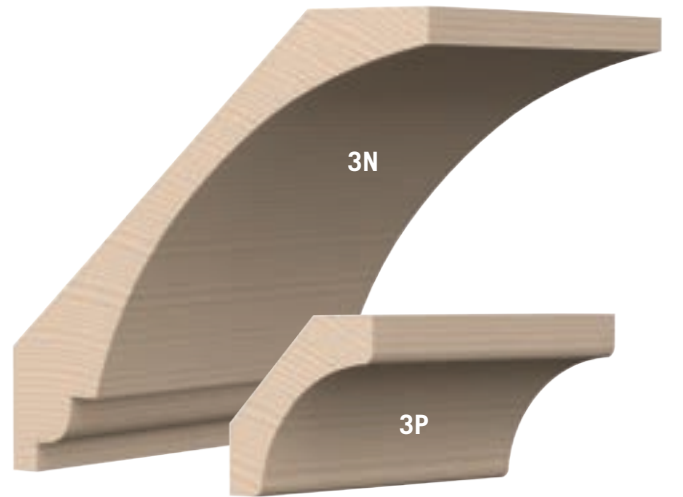




3L 3/4" x 5 1/4"


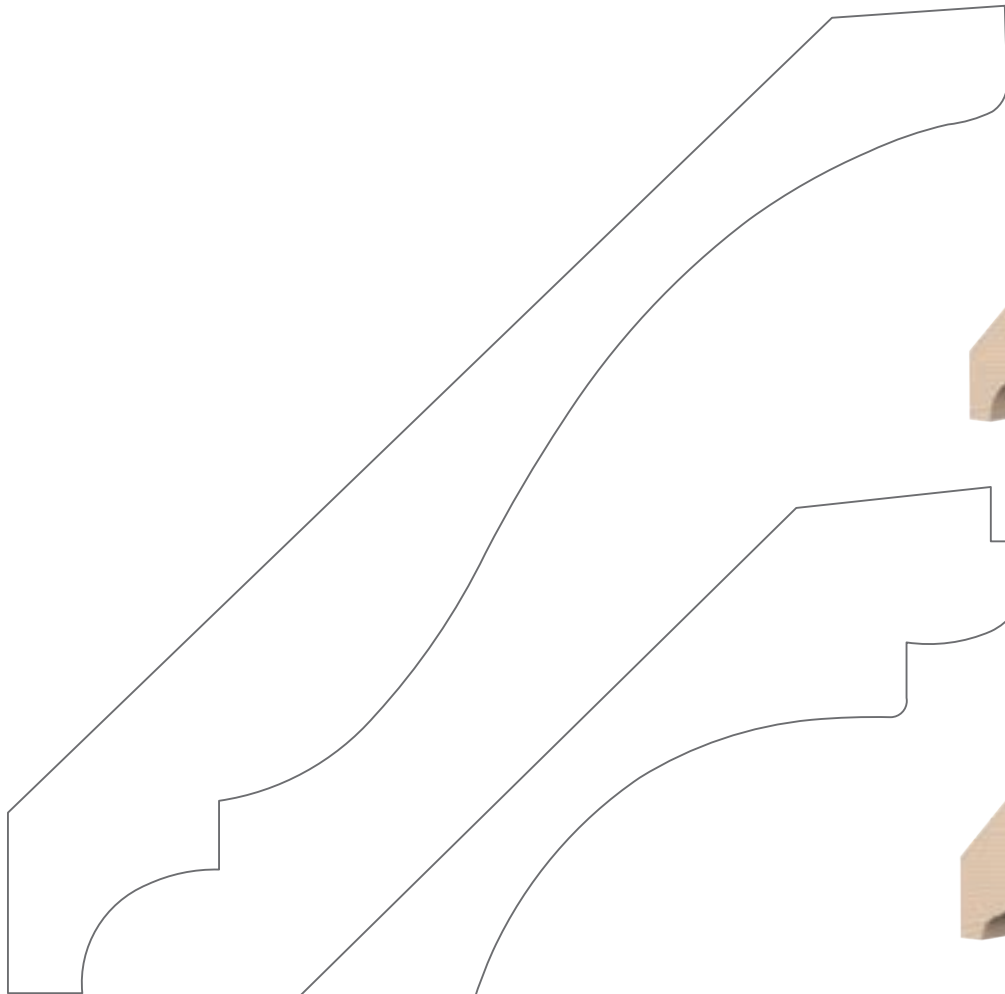


3M 3/4" x 6 1/4"



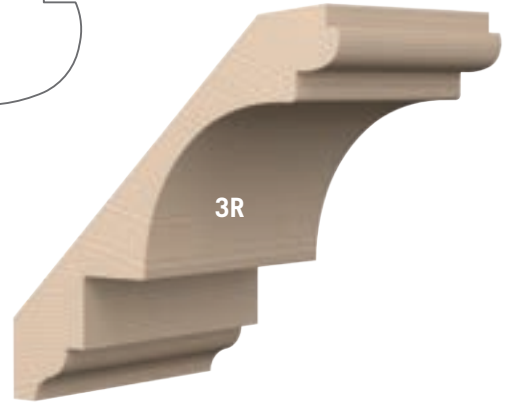
3N 1" x 6 3/8"

3P 3/4" x 2 1/2"



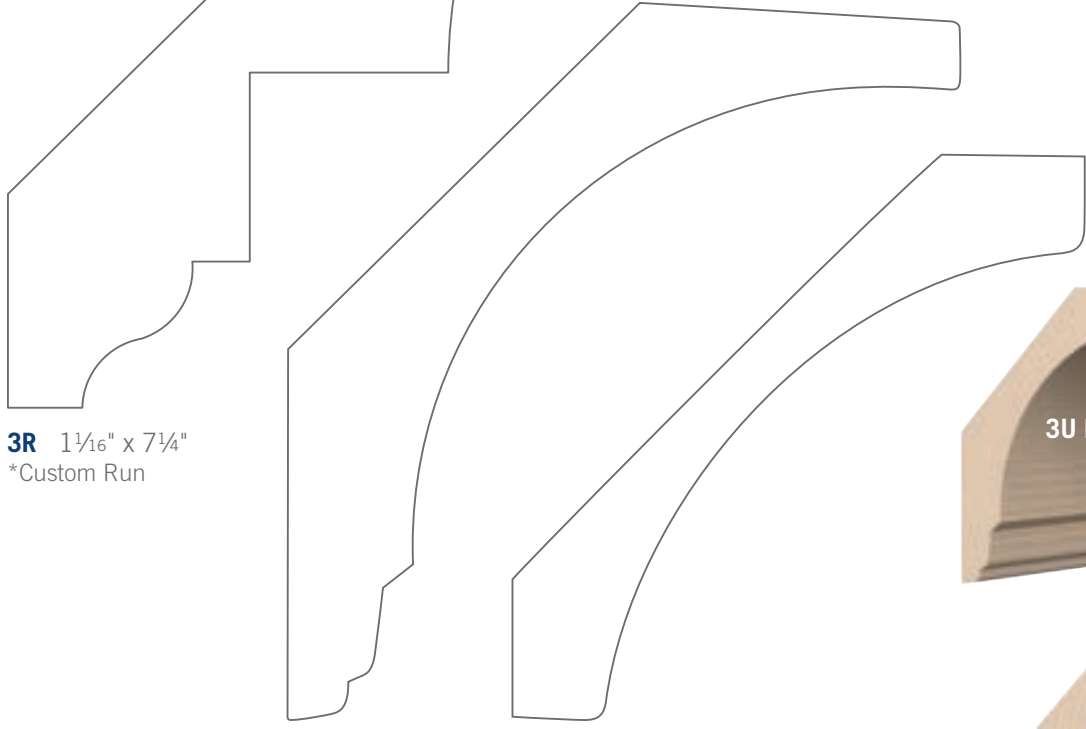
3Q

3Q 1½" x 7¼"
*Custom Run



3R

3R 1½" x 7¼"
*Custom Run



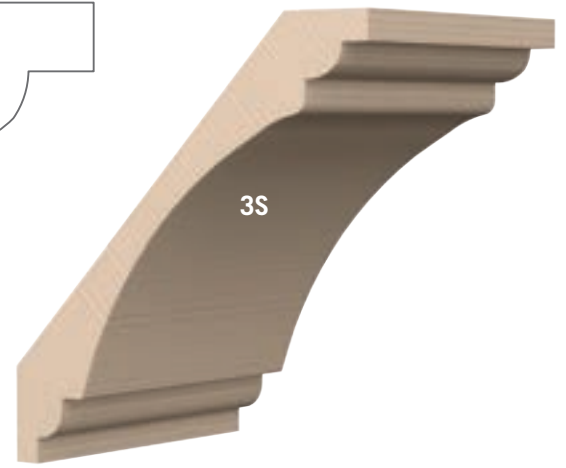
3U DEEP 5

3U Deep 5
1½" x 5"

3U 425
7/8" x 4¼"

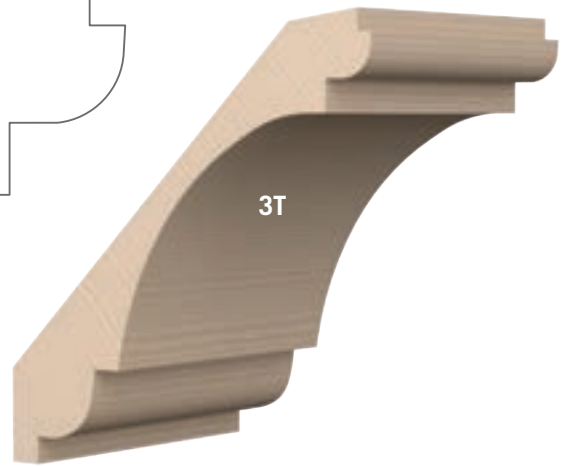


3U 425



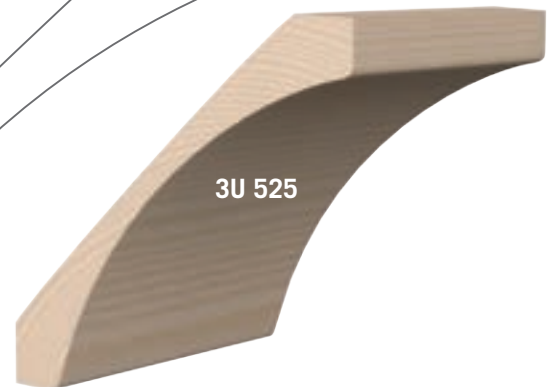
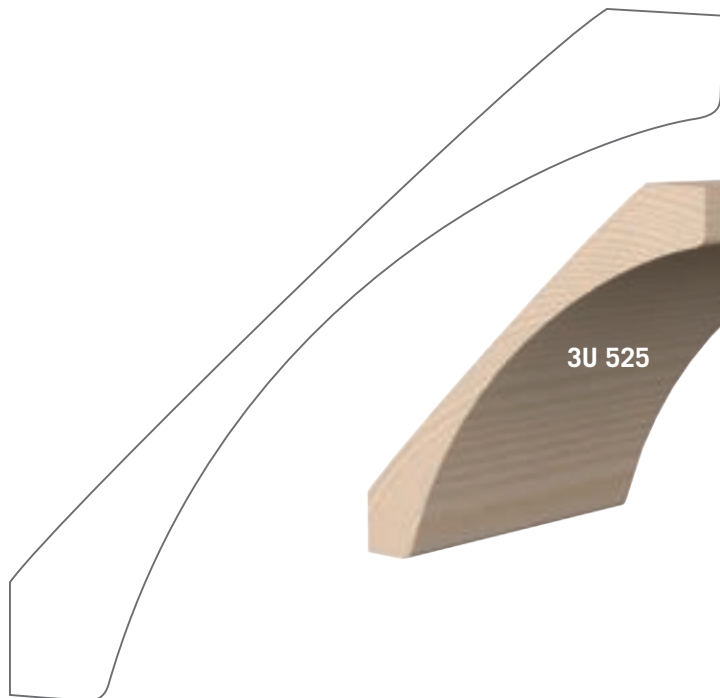
3S

3S 1½" x 7¼"
*Custom Run



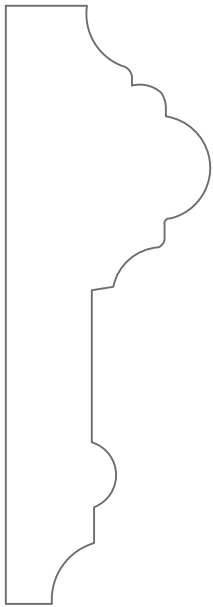
3T

3T 1½" x 7¼"
*Custom Run

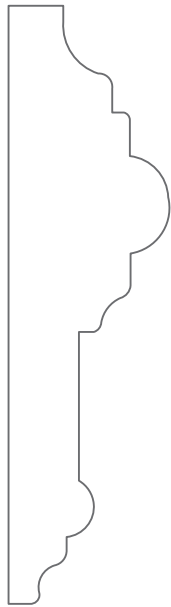


3U 525


3U 525 ¾" x 5¼"




4 1 1/8" x 3 1/8"



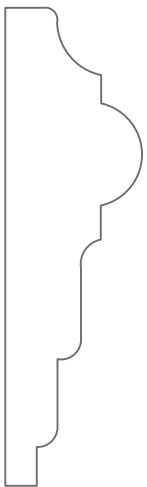
4A 3/4" x 3 1/8"



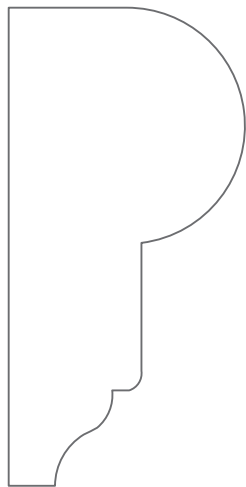
4




4A




4B 3/4" x 2 1/2"



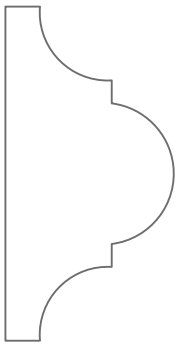
4C 1 1/4" x 2 1/2"



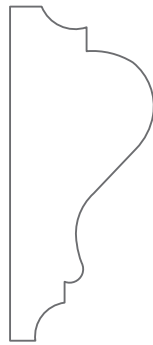

4B



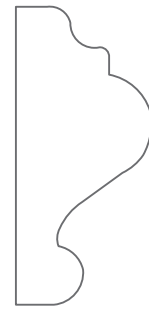

4C



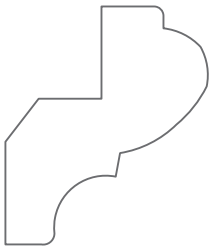

5 7/8" x 1 3/4"




5A 3/4" x 1 3/4"




5B 3/4" x 1 9/16"



5C 1" x 1 1/4"



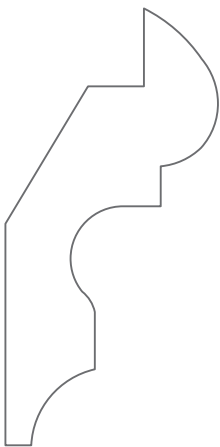
5D 1/2" x 1"



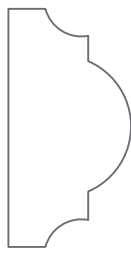

5E 7/8" x 1 7/16"



5F 1/2" x 3/4"




5G 5/8" x 2 3/8"

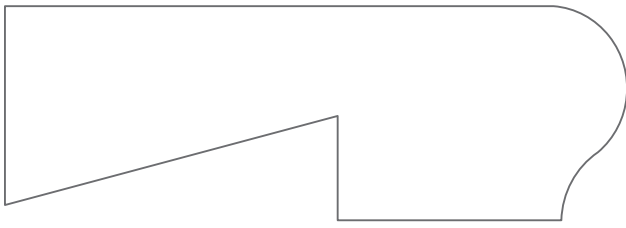


5H 5/8" x 1 1/4"



5I 3/4" x 1 1/2"





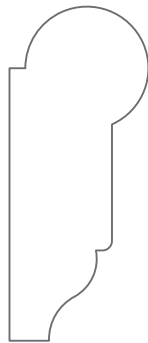
6 STOOL - RBT. 1 1/8" x 3 1/4"



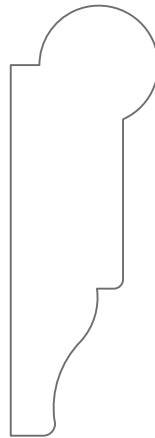

6A STOOL - NO RBT. 1 1/16" x 2 1/4"




7 CEILING BEAD
1/2" x 2 1/2"




8 PICTURE MOULD
3/4" x 1 3/4"



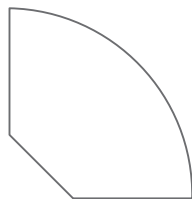
8A PICTURE MOULD
3/4" x 2 1/4"



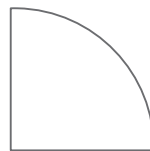
9 STOP
1/2" x 1 3/4"



9A STOP
1/2" x 3/4"



10 QUARTER ROUND
1" x 1"

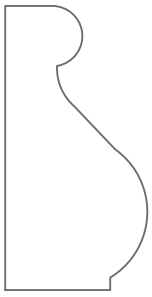


10A QUARTER ROUND
3/4" x 3/4"



10B QUARTER ROUND
1/2" x 1/2"






11
BASE CAP
3/4" x 1 1/2"



11A
BASE CAP
5/8" x 7/8"



11B
BASE CAP
3/4" x 1 1/2"



12
SCRIBE
1/2" x 1 7/8"



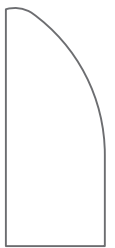
12A
SCRIBE
1/2" x 1 1/2"



12B
SCRIBE
1/4" x 3/4"



12C
SCRIBE
3/8" x 3/4"



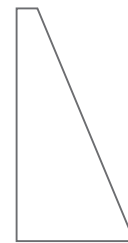
13
SHOE MOULD
1/2" x 1 1/4"



13A
SHOE MOULD
1/2" x 1"

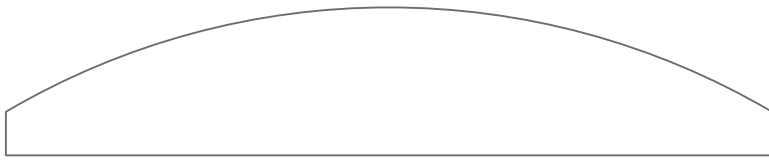


13B
SHOE MOULD
1/2" x 3/4"

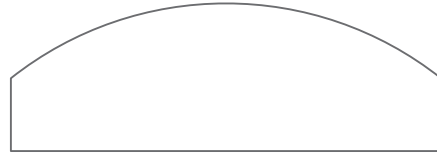


13C
BEVELED SHOE
5/8" x 1 1/4"

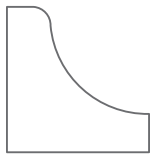




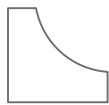
14
BELLY MOULD
3/4" x 4"



14B BELLY MOULD 3/4" x 2 1/4"



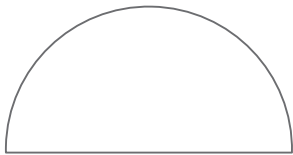
15
COVE MOULD
3/4" x 3/4"



15A
COVE MOULD
1/2" x 1/2"



15S
COVE MOULD
5/8" x 3/4"



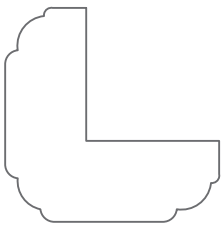
16 HALF ROUND
3/4" x 1 1/2"



16A HALF ROUND
1/2" x 1"



16B HALF ROUND
5/16" x 5/8"



17A
OUTSIDE CORNER
1 1/8" x 1 1/8"



17B
OUTSIDE CORNER
3/4" x 3/4"



18
SCREEN MOULD
1/4" x 3/4"

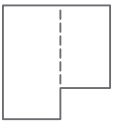
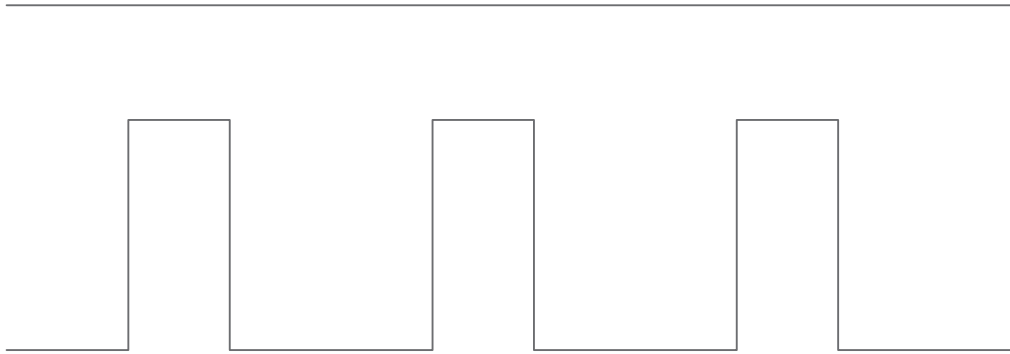


18A
SCREEN MOULD
1/4" x 3/4"

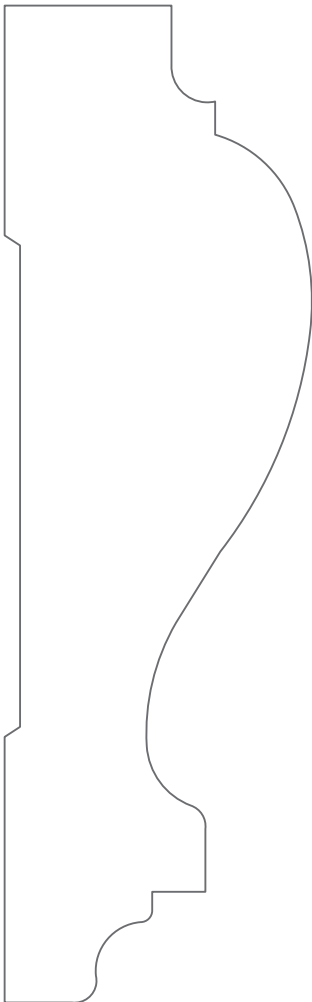





19 DENTIL
1/2" x 1 3/4"




19A DENTIL
1/2" x 5/8"



20 MANTEL MOULD
1 5/8" x 5 5/8"

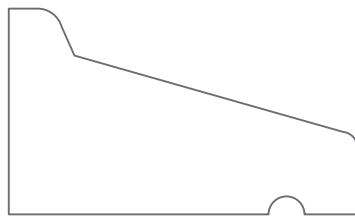


20A MANTEL MOULD
1 5/8" x 3 7/8"

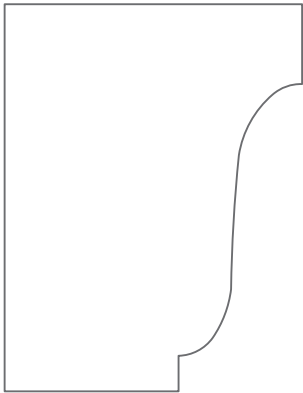




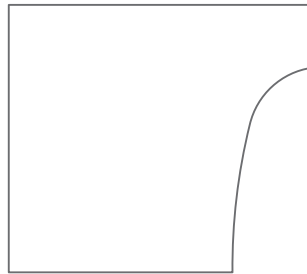
22
PENCIL MOULD
5/8" x 7/8"



23
DRIP CAP
1 1/16" x 1 3/4"




24
COLUMN CAP
1 3/4" x 2"



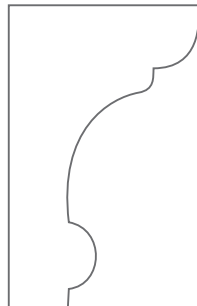
24A
COLUMN CAP
1 3/8" x 1 1/2"



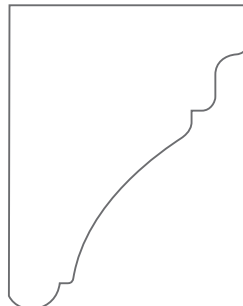
24B
COLUMN CAP
7/8" x 1 1/8"



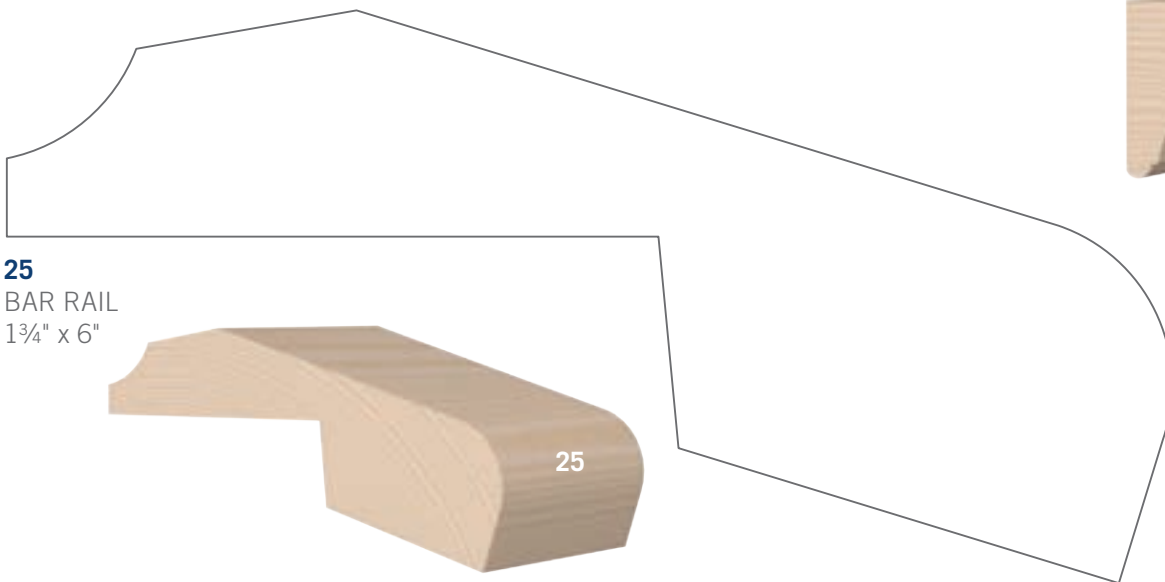


24C
COLUMN CAP
1 1/4" x 1 3/4"



24D
COLUMN CAP
1" x 1 5/8"



24E
COLUMN CAP
1 1/4" x 1 5/8"



25
BAR RAIL
1 3/4" x 6"



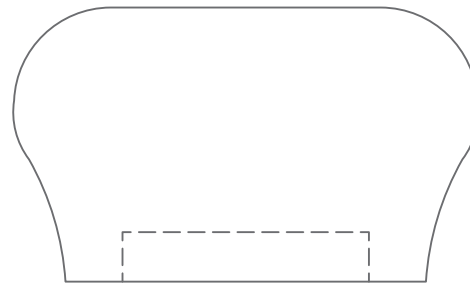


26 LANDING TREAD/OAK

1 1/16" x 3 1/2"
1 1/16" x 5 1/2"



28 HANDRAIL
1 7/16" x 2 3/8" - no/plow




28A HANDRAIL
1 7/16" x 2 3/8" - w/plow

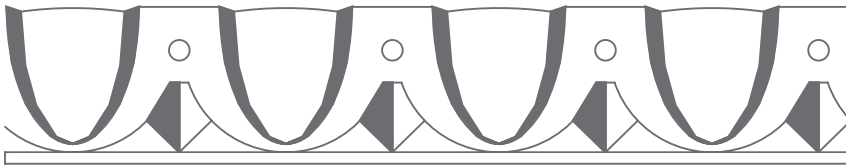


30 SHELF EDGE
3/4" x 1 1/8"

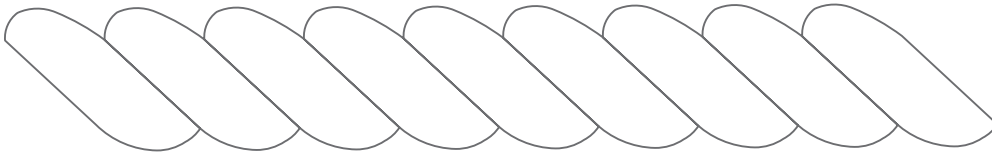


30A SHELF EDGE
9/16" x 7/8"

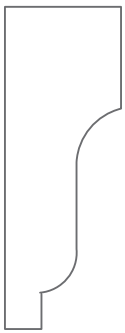





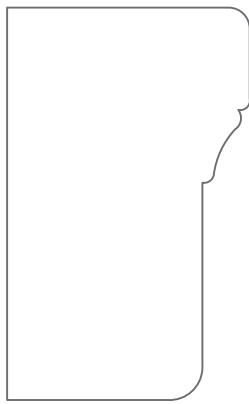
31 EGG AND DART $\frac{9}{16}'' \times \frac{3}{4}''$




32 ROPE MOULD $\frac{3}{8}'' \times \frac{3}{4}''$




34
EAVE MOULD
 $\frac{5}{8}'' \times 1\frac{5}{8}''$

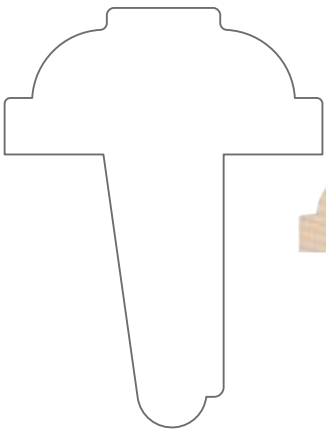


35
BRICK MOULD
 $1\frac{5}{16}'' \times 2''$

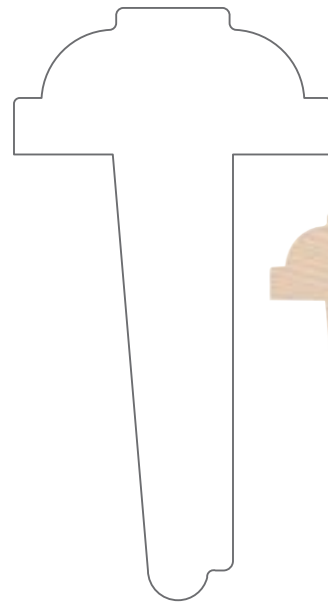


36
BRICK MOULD
 $1\frac{1}{4}'' \times 1\frac{3}{4}''$

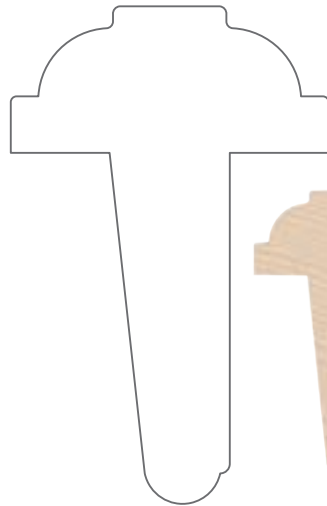




1 3/8" x 8'0"



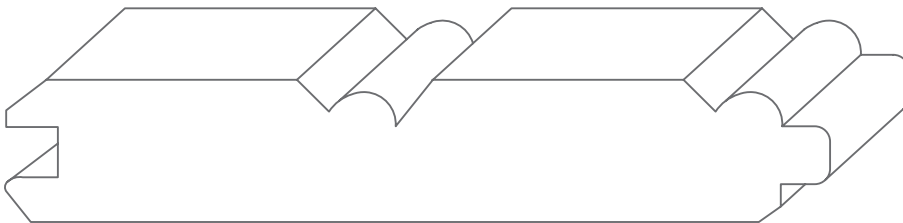
2 1/4" x 10'0"



1 3/4" x 8'0"



TONGUE-AND-GROOVE PROFILES



BEADED CEILING / V JOINT BACK

3/4" x 4" Face



V JOINT
BACK



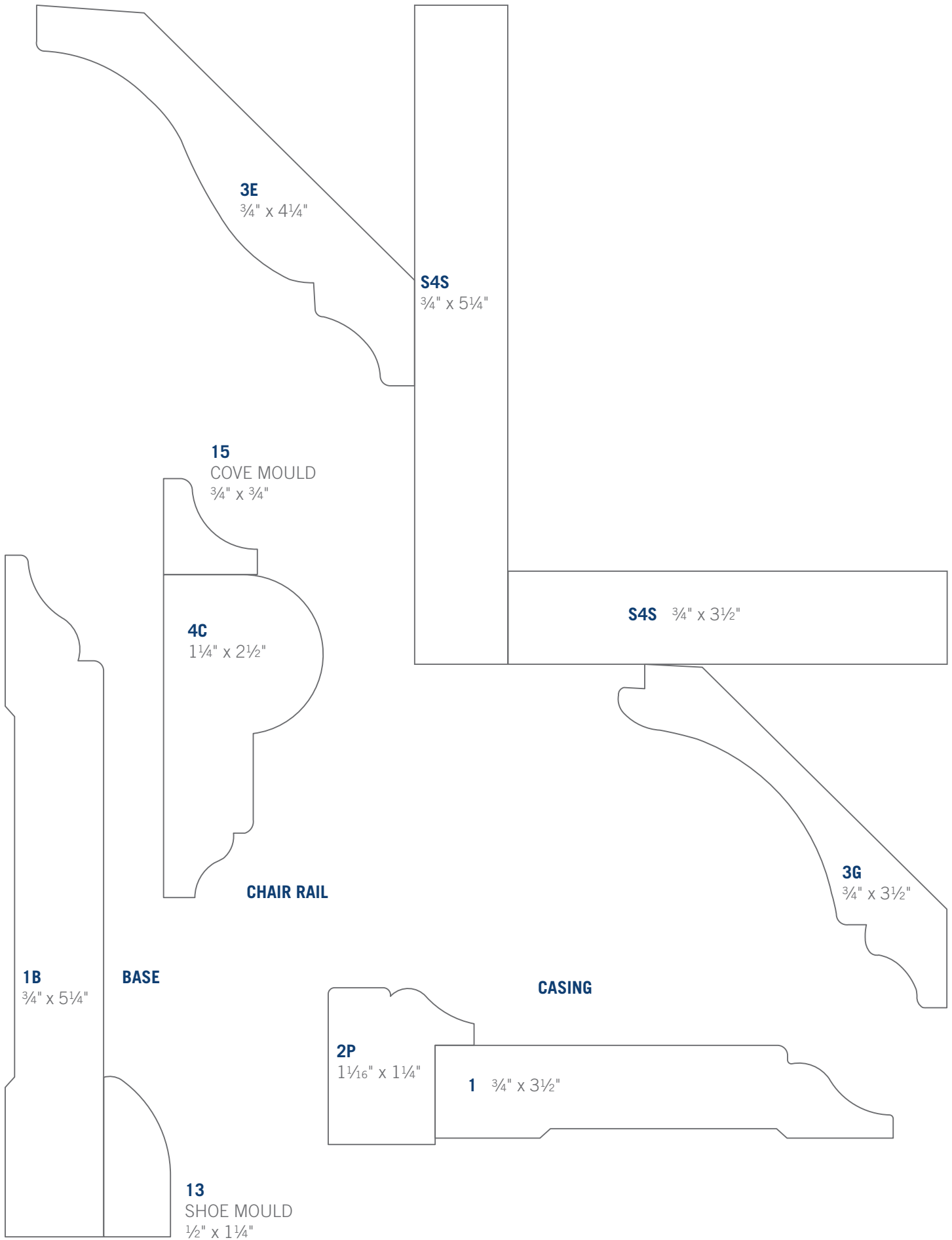
TG V GROOVE / SHADOW LINE

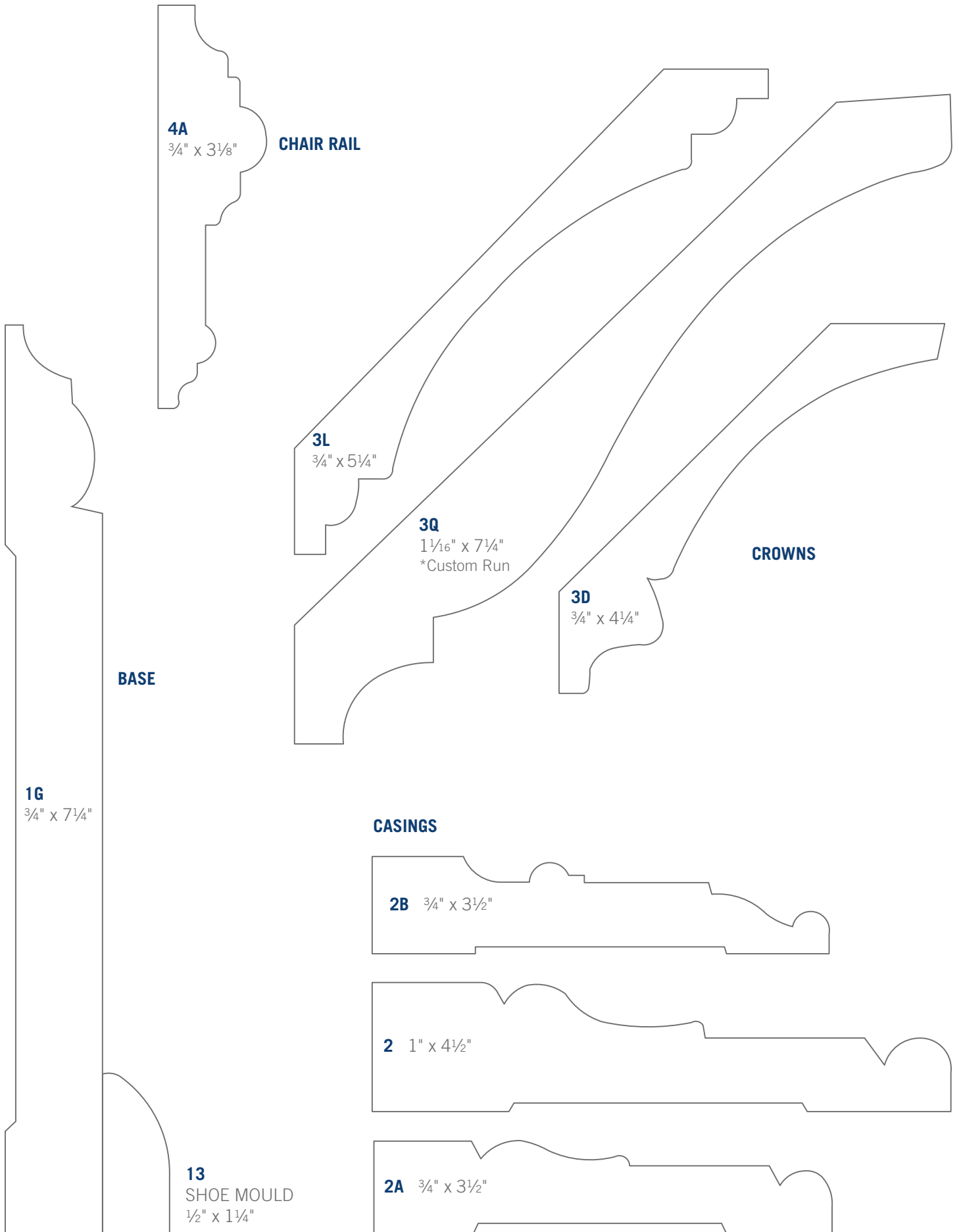
3/4" x 5 1/2"

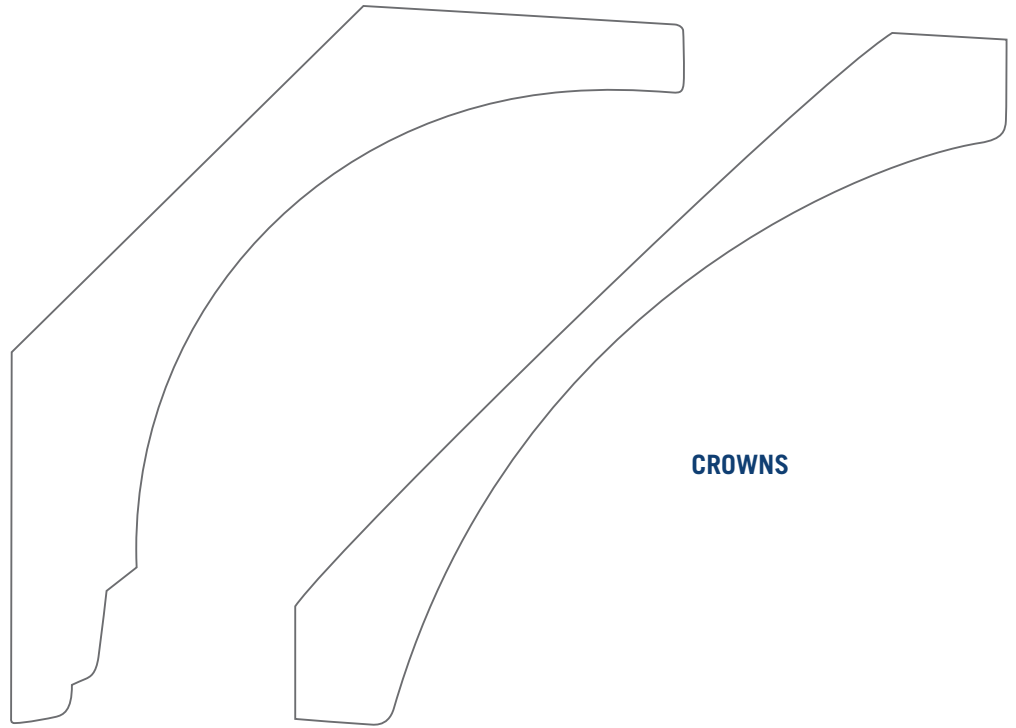

3/4" x 7 1/4"



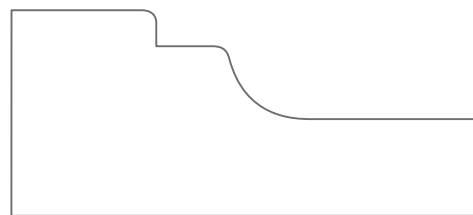
TG V
GROOVE







CASING



OPTION #1 CAP MOULD

OPTION #2 CAP MOULD

24C
1 1/4" x 1 3/4"

24E
1 1/4" x 1 5/8"

S4S
3/4" x 5 1/4"

3N
CROWN
1" x 6 3/8"

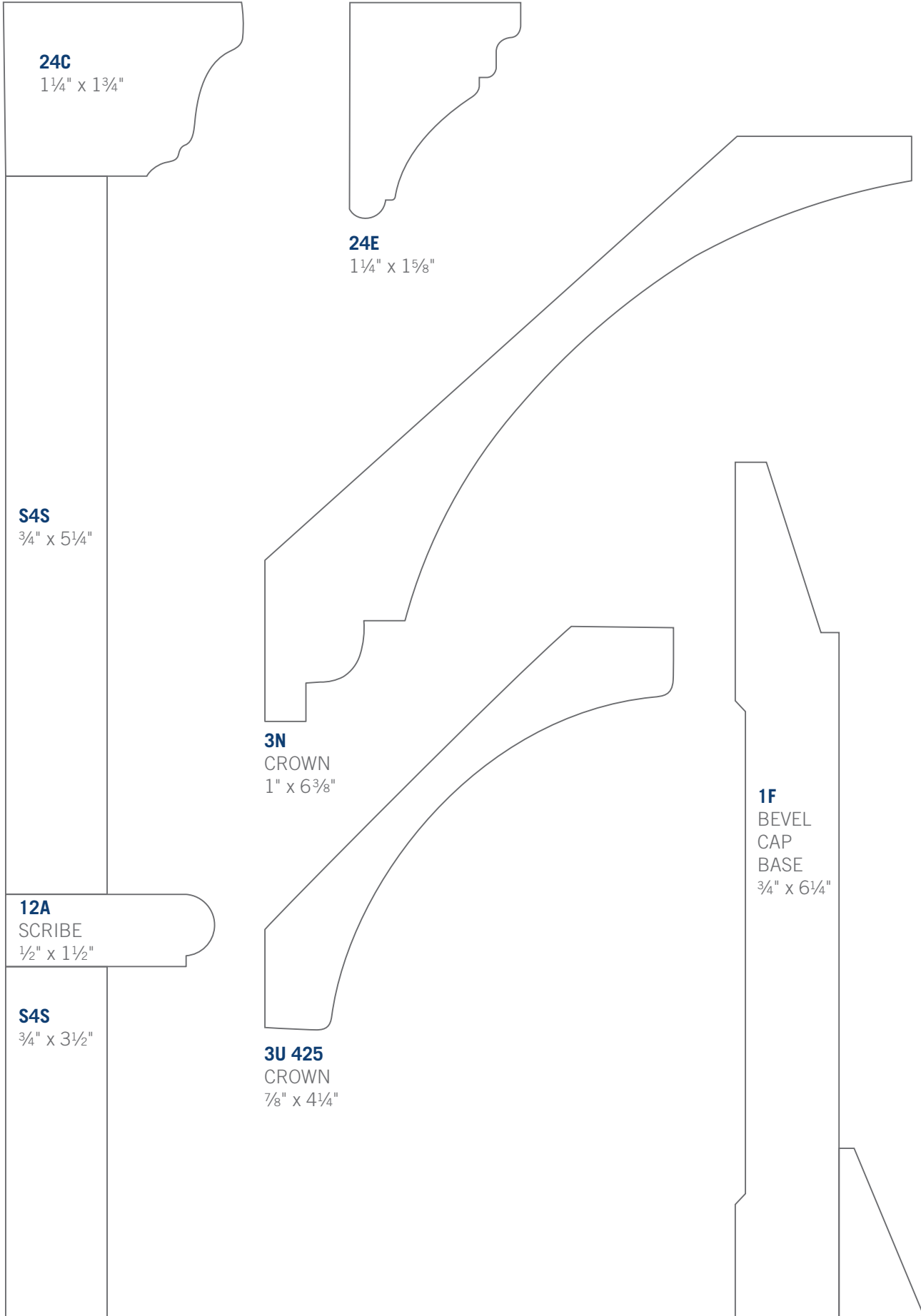
1F
BEVEL
CAP
BASE
3/4" x 6 1/4"

12A
SCRIBE
1/2" x 1 1/2"

S4S
3/4" x 3 1/2"

3U 425
CROWN
7/8" x 4 1/4"

13C
BEVELED
SHOE
5/8" x 1 1/4"





104 Sunset Drive, Nashville, TN 37207
Office: (615) 650-5300 Fax: (615) 650-5333
StephensMillwork.com